



# Family holidays

during school term.

Suggestions for our Students in Grades 1-8

Planning a holiday during the school term? Are you concerned about your child missing work? Here are some suggestions to allow parents/guardians to make education part of your holiday event.

You may also follow the Ontario Curriculum which can be found at <http://www.edu.gov.on.ca/eng/curriculum/elementary/>

## Math

*Learning is a life-long adventure and holidays provide an ideal opportunity to encourage this attitude.*

Discuss a formula for conversion to Canadian money. Allow the student to make currency exchange estimations.

Discuss local sales taxes. Calculate total price in foreign currency before sale is rung up. In Canada, discover provincial sales tax. Compare it with Ontario's tax.

Discuss daily trip budget. Let the student budget events to remain within family budget restrictions.

Decide on your family rate of tipping. Encourage the student to determine the amount to be added.

At the end of your trip choose to evaluate some event or part of the visit. This could be meals, sections of a museum, relative, day, etc. Decide upon some criteria. If each member of the family does this it is fun for each member to develop their own set of criteria for evaluation. Discuss these criteria.

Evaluate the event chosen and record in a bar graph. For example an adult's criteria for a meal might be nutritional value, price and style, whereas a child might have familiarity, novelty prizes and speed. Graphs may vary widely for each family member.

## Geography

Bring along a world map and individual country, province, state or city map. Review the geography of the area visited. Learn the place names.

Read road, rail and flight maps. Calculate distances. Estimate speed of travel or times needed.

If you'll be using city bus or metro transportation, encourage the student to plot the route.



---

*A child's scrapbook with articles they have written can become part of a centre for other children to learn more about the world.*

---

## Current events



Purchase local papers. If language is a problem track down international papers in English.

Search for any Canadian news or news of your home town. Appreciate Canada, Ontario and your neighbourhood in a world context.

Discuss local political, environmental, artistic issues as seen on local television news. How are they similar or different from your local issues? Have you heard some solutions you could try at home?

Keep a news scrapbook. Highlight key paragraphs in articles. Write a personal point of view below each. Are we really part of a global village? How do these affect your neighbourhood and Canada?

## Diary

Remember most great people keep diaries. While this early diary may not eventually be of national historical importance, it will become a family treasure.


Set aside at least 30 minutes a day for written reflection upon the day's events. Encourage more than a listing of places visited such as an evaluation of activities, personal reactions, comparison of people and customs.



*Keep a travel diary every day to record interesting events and thoughts.*

## Reading

Bring along a family read aloud book as well as novels for individual reading. Purchase a book locally, if English or French books are available.



## Art


Learn tourist-type phrases in a foreign language and practice using them!

Take along a blank artists' sketch book or pad. Sketch places, people, whatever.

If visiting art galleries take time to attempt a sketch of a famous or favourite piece of art.

If English or French is spoken note any regional differences in either accent or use of idiom.

*Children should have an artist's sketchpad to record the sights.*



*Sketches make interesting additions to news scrapbooks.*

## Family History


If your trip involves a visit with relatives, use this as an opportunity to begin a family tree.

Encourage interaction among generations.



Interview an elderly relative encouraging them to reminisce about his or her youth perhaps you might record it.

Set up future contact. Maybe a grandparent would agree to write a monthly letter in exchange for a similar commitment from the student.



## Nutrition

If you'll be eating in restaurants encourage your child to order food with Canada's food guide in mind.

Make it a point of pride to try any new food or dish. Maybe you could purchase a cookbook of regional dishes to try at home.



## Trip Sharing

Send your traveler back to school prepared to share the adventure. This may be done formally in a presentation, if classroom time permits or informally among friends.

## Letter and Post Card writing

Have the child pre-address labels at home. Review correct style.

For even a short trip, mail post cards to family and friends. Friends in another city will appreciate the contact even if your card arrives long after you are home.

Go beyond the, *wish you were here* comments.

Insist upon legible penmanship.

## Collection

Provide a scrapbook for accumulated tourist-type pamphlets.

Encourage your child to begin a unique collection. It need not be expensive. For example you might collect: post cards, placemats, buttons, pencils, bus transfers, coins, sea shells, leaves, or business cards.

Whatever is collected, discuss how to categorize the treasures, bring some order to the process.

*Children can be responsible for mailing post cards to the class with interesting information on them.*

*Children can bring a collection back to school which will motivate others to add to it and make a class collection.*

*A classroom talk can be very informative for classmates.*

## Suggestions for a Travelogue

A travelogue may take the form of a journal with written entries made daily. Information such as times of arrival and departure, points of interest along the way, and interesting occurrences may be included.

The following suggestions include activities that can be done on a day-to-day basis or following the trip:

1. Collect post cards from various places visited along the way.
2. Collect pamphlets, etc. on various points of interest along the way.
3. Map study — prepare a map tracing the route followed.
4. Save receipts for accommodation (campsites, motel rooms, etc.), determine total cost for accommodation while on the trip.
5. Save receipts and/or determine gas consumption (if traveling by car) by collecting data on distance traveled, number of litres of gasoline purchased and cost per litre. Determine per km cost of transportation.
6. If traveling by airplane, determine departure and arrival times, travel time, cost of return tickets. Trace route on a map.
7. Collect placemats and /or menus from restaurants. Write down some of your favourite meals.
8. Take pictures of places/people visited, mount pictures, with captions, in a scrapbook.
9. Do a cost comparison between Ottawa and a place visited. The cost comparison could include the following information:
  - cost of gasoline
  - cost of 10 items in a food store
  - cost of 5 articles of clothing
  - cost of any items on interest such as electronic games, toys etc.

It is suggested that the travelogue be prepared in a large scrapbook. This allows room for the daily journal entry, mounting of pictures, post cards, pamphlets, menus, placemats and the like. The other detailed assignments such as cost comparisons, map work, or cost analysis of accommodations and transportation may be included in the back of the scrapbook after the daily journal entries have been made and the trip is over.

It is hoped that the above suggestions will help make your vacation with your child more rewarding as it becomes evident to your child that a "fun" trip has its educational purposes as well. It is anticipated that your child will use the travelogue upon return home as the basis for sharing his/her experiences with classmates back at school.